

Prior Assessment for the access to the Master's degree courses with a foreign degree

Registration

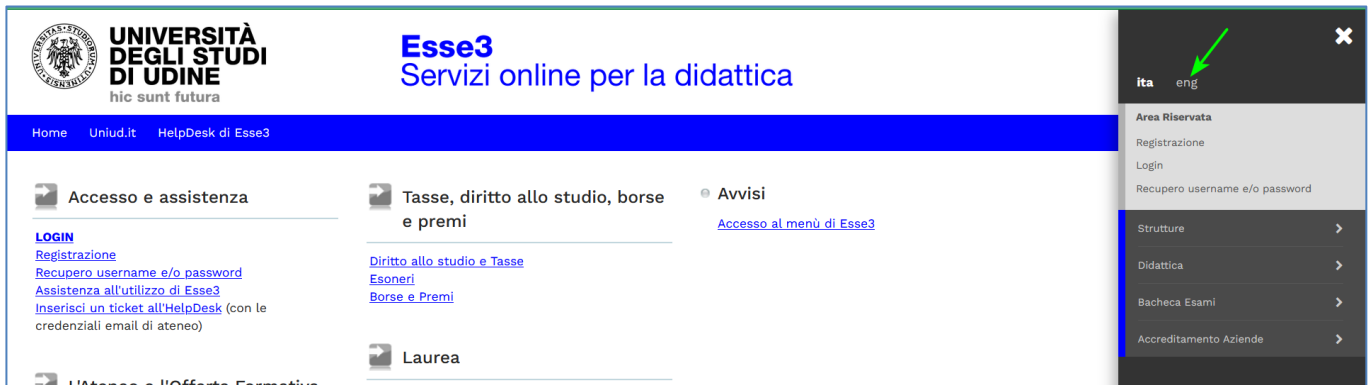
ESSE3 homepage <https://uniud.esse3.cineca.it/Home.do>

From the menu




The screenshot shows the top navigation bar of the ESSE3 website. On the left is the University of Udine logo and name. In the center, the text 'Esse3 Servizi online per la didattica' is displayed. On the right, there is a 'MENU' button with a green arrow pointing to it. Below the navigation bar, there are three main sections: 'Accesso e assistenza', 'Tasse, diritto allo studio, borse e premi', and 'Avvisi'. Each section contains several links for user actions.

Select English



This screenshot shows the same ESSE3 homepage as above, but with a language selection menu open on the right side. The menu has two options: 'ita' (Italian) and 'eng' (English). A green arrow points to the 'eng' option. The rest of the page content remains the same.

Select Registration



**UNIVERSITÀ
DEGLI STUDI
DI UDINE**
hic sunt futura

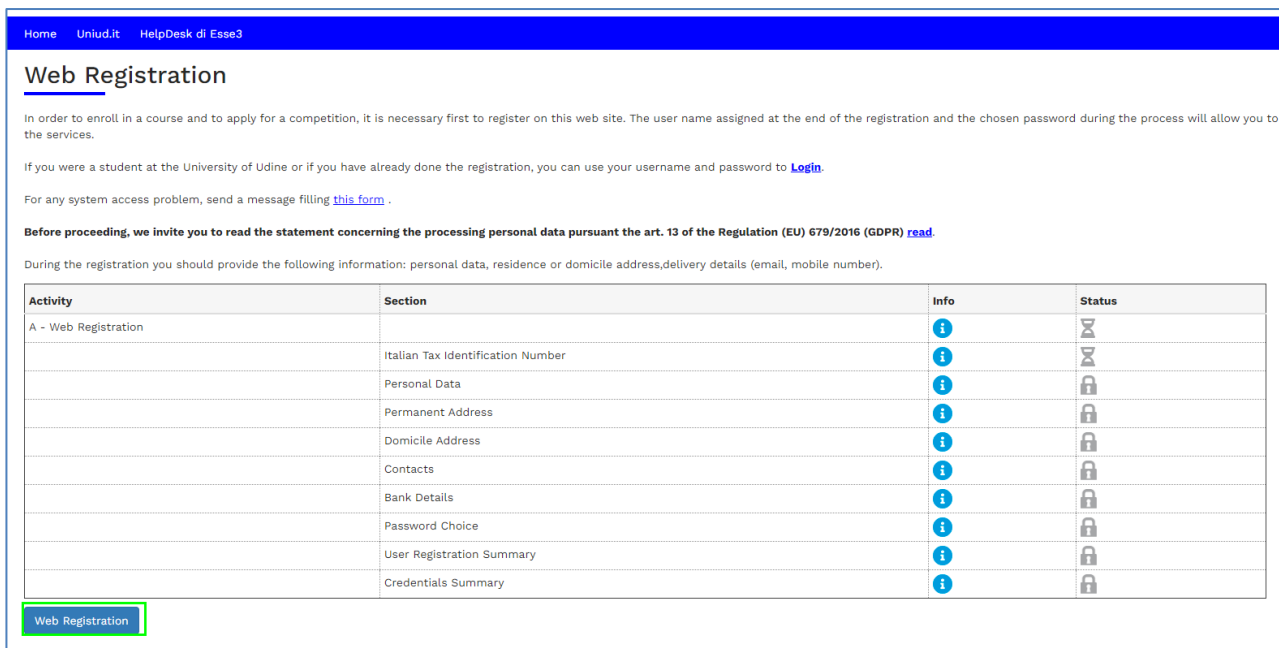
Esse3

Servizi online per la didattica

Home Uniud.it HelpDesk di Esse3

- Access and support**
 - LOGIN**
 - Registration**
 - [Retrieve username and/or password](#)
 - [Support for Esse3 System](#)
 - [Open a ticket to HelpDesk](#) (use spes email of the University of Udine)
- Tuition fees, right to study, scholarships and benefits**
 - [Right to study and tuition fees](#)
 - [Exemptions](#)
 - [Study grants and benefits](#)
- Notices**
 - [Accesso al menù di Esse3](#)
- University of Udine and Training**
- Degree**

Start Registration



Home Uniud.it HelpDesk di Esse3

Web Registration

In order to enroll in a course and to apply for a competition, it is necessary first to register on this web site. The user name assigned at the end of the registration and the chosen password during the process will allow you to the services.

If you were a student at the University of Udine or if you have already done the registration, you can use your username and password to [Login](#).

For any system access problem, send a message filling [this form](#).

Before proceeding, we invite you to read the statement concerning the processing personal data pursuant the art. 13 of the Regulation (EU) 679/2016 (GDPR) [read](#).

During the registration you should provide the following information: personal data, residence or domicile address, delivery details (email, mobile number).

Activity	Section	Info	Status
A - Web Registration	Italian Tax Identification Number		
	Personal Data		
	Permanent Address		
	Domicile Address		
	Contacts		
	Bank Details		
	Password Choice		
	User Registration Summary		
	Credentials Summary		

[Web Registration](#)

If you have an Italian tax code enter it, otherwise raise the flag and then Next



Home Uniud.it HelpDesk di Esse3

Tax Identification Number

Enter your Tax Identification Number and select "Next"

Tax Identification Number

Tax Identification Number*

Foreign student without an Italian Tax Identification Number I declare to be a foreign student without an Italian Tax Identification Number

Back Next

Enter your personal data at the next step.

If you entered a tax code

Home Uniud.it HelpDesk di Esse3

Tax Identification Number

Enter your Tax Identification Number and select "Next"

Tax Identification Number

Tax Identification Number* TF [REDACTED] 7L

Foreign student without an Italian Tax Identification Number I declare to be a foreign student without an Italian Tax Identification Number

Back **Next**

some data are already filled out

Registration: Personal data

In this web form you can enter or change your personal data and your place of birth

Personal data

Name*

Surname*

Date of birth* 01/01/2000
(dd/mm/yyyy)

Gender* Male Female

Nationality* ITALY

Country* Italy

Province* Please, select the PROVINCE

Town/City* Please, select the Town/City

Fiscal code* TF [REDACTED] 7L

Back Next

If the flag was lifted

Home Uniud.it HelpDesk di Esse3

Tax Identification Number

Enter your Tax Identification Number and select "Next"

Tax Identification Number

Tax Identification Number*

Foreign student without an Italian Tax Identification Number I declare to be a foreign student without an Italian Tax Identification Number

Back Next

you have to insert all the data and then select Next

Home Uniud.it HelpDesk di Esse3

Registration: Personal data

In this web form you can enter or change your personal data and your place of birth

Personal data

Name* TOM

Surname* SAWYER

Date of birth* 30/01/2000
(dd/mm/yyyy)

Gender* Male Female

Nationality* UNITED STATES

Country* United States

City not listed* St. Petersburg

Fiscal code*
(Fiscal code automatically generated)

Back Next

The system will compute the tax code



Home Uniud.it HelpDesk di Esse3

Registration: Personal data

In this web form you can enter or change your personal data and your place of birth

Personal data

Name*	TOM
Surname*	SAWYER
Date of birth*	30/01/2000 <small>(dd/mm/yyyy)</small>
Gender*	<input checked="" type="radio"/> Male <input type="radio"/> Female
Nationality*	UNITED STATES
Country:*	United States
City not listed*	St. Petersburg
Fiscal code*	SWYTM000A30Z404C <small>(Fiscal code automatically generated)</small> <small>Warning: The fiscal code is automatically generated;</small>

Back Next

Select Next to insert your contact details

Registration: Permanent address

In this web page you can enter or change your permanent address

Permanent address

Country*	United States
Town/City*	St. Petersburg
Postal Code	<input type="text"/> <small>only in Italy</small>
Locality	<input type="text"/>
Address*	Mark Twain Street <small>(street, square, road)</small>
Street no.*	1
Starting date validity of the last address*	30/01/2000 <small>(dd/mm/yyyy - if the address has never changed, enter the date of birth)</small>
Telephone	<input type="text"/>
Does the domicile address coincide with the permanent address?*	<input type="radio"/> Y <input checked="" type="radio"/> N

Back Next

Select Y if the domicile coincides with the residence, otherwise select N and then Next



Registration: Domicile address

In this web page you can enter or change your domicile address.

Domicile address

C/o	<input type="text"/>
Country*	Italy
Province*	Udine <small>if in Italy</small>
Town/City*	Udine
Postal Code*	33100 <small>only in Italy</small>
Locality	<input type="text"/>
Address*	Vicolo Florio <small>(street, square, road)</small>
Street no.*	1
Starting date validity of the last address*	01/07/2023 <small>(dd/mm/yyyy - if the address has never changed, enter the date of birth)</small>
Telephone	<input type="text"/>

Back **Next**

Insert your e-mail address and your mobile phone number

Home Uniud.it HelpDesk di Esse3

Registration: Delivery details

Enter on this page a valid and regularly use email address.

Delivery address

Delivery address* Permanent address Domicile address

Email* tom.sawyer@gmail.com
(verify the e-mail is correctly written)

International dialling code --

International dialling code* +1
if you cannot find your international area code you can write it here (e.g.: for UK insert +44)

Mobile* 1234567890
Write max 14 characters (ex: 3486767676)

Back **Next**

At the next step select "Not specified" as a refund method and then click Next

Home Uniud.it HelpDesk di Esse3

Registration:Bank Account Details (Refunds)

In this web page you can enter or change your bank account details.
The student must necessarily be the account holder or account co-holder.

Bank Account Details (Refunds)

Payment methods*

Select...
Select...
Not specified
Refunds by bank transfer Not specified

Back Next

Choose a password for the access to the system and then select Next

Home Uniud.it HelpDesk di Esse3

Registration:Password choice

In this web page you can create your personal password.

All the spaces left at the beginning and at the end of the password will be deleted.

! **WARNING:** the password should comply with the following requirements:

- there must be at least 8 characters
- there must be at least 1 characters of the set A-Za-z
- there must be no more than 0 characters of the set |><&
- there must be no more than 20 characters
- there must be at least 1 characters of the set 0-9

Password choice

Password*

Confirm password*

Back Next

Please check and confirm your master data. Pay special attention to the e-mail you insert because it will be used by the system to send you the user's activation link.



Registration:Registration Summary

This page shows a summary of your personal data reported in the previous pages.

Personal Data

Name	TOM
Surname	SAWYER
Gender	Male
Date of birth	30/01/2000
Nationality	UNITED STATES
Country of birth	United States
The Town/City entered was not found among those listed.	St. Petersburg
Fiscal code	SWYTM000A302404C

[Edit Personal Data](#) Use the link to edit Personal Data

Permanent address

Country	United States
Town/City not listed	St. Petersburg
Postal code	
Suburb	
Address	Mark Twain Street
Street no.	1
Phone number	
Does the domicile address coincide with the permanent address?	No

[Edit Permanent Address](#) Use the link to edit Permanent Address

Domicile address

Country	Italy
Province	Udine (UD)
Town/City	Udine
Postal code	33100
Suburb	
Address	Vicolo Florio
Street no.	1
Phone number	
C/o	

[Edit Domicile address](#) Use the Link to edit Domicile address

Delivery Details

Delivery address	Permanent address
Email	tom.sawyer@gmail.com
Mobile	+1234567890

[Edit Delivery Details](#) Use the link to edit Delivery Details

Bank Account Details (Refunds)

Refund methods	Not specified
----------------	---------------

[Edit Bank Account Details \(Refund\)](#) Use the link to edit Bank Account Details (Refund)

[Back](#) [Confirm](#)

After the confirmation you can see the username that you have to use to log on to the system

[Home](#) [Uniu.d.it](#) [HelpDesk di Esse3](#)

Registration:Registration completed

All the required information has been entered correctly.
The user assigned to you is shown on this page, but **it will be active only after you click on the activation link** that the system has sent to the address you have entered on the previous pages and which is shown below:

Personal Authorization Details:

Name	TOM
Surname	SAWYER
E-mail	tom.sawyer@gmail.com
Username	tom.sawyer

i Confirm the registration and activate your username by clicking on the link you have received with the email

If you noticed that you have entered an incorrect email address and/or after 5 minutes you have not received the email with the activation link, find out more at this link <https://progettoesse3.uniud.it> and follow the instructions for FUTURE STUDENT.

i We recommend you to make a note of the User Name indicated above. User name and password chosen will be essential for future access.

Please wait for the confirmation e-mail with the activation link and then select it



EC venerdì 07/07/2023 11:05
Esse3 - Segreteria Studenti online <esse3.comunicazioneweb@uniud.it>
Attivazione utente di accesso - Università degli Studi di Udine

A esse3.preprod
Cc esse3.preprod

Le interruzioni di riga in eccesso sono state rimosse dal messaggio.

Gentile SAWYER,
clicca su questo link per confermare la tua registrazione <https://eur01.safelinks.protection.outlook.com/?url=https%3A%2F%2Funiud.esse3.pp.cineca.it%2FConfermaReg.do%3Ftoken%3D82FF7C74FB5F6E7BDEA9EE9C48756D74&data=05%7C01%7Cesse3.preprod%40uniud.it%7Cd37fe10ffab9408f205d08db7ec94b57%7C6e6ade15296c4224ac581c8ec2fd53a8%7C0%7C0%7C638243175239239569%7CUnknown%7C7CWFpbGZsb3d8eyJWjoiMC4wLjAwMDAilCIQioiV2luMzliLjB1B1I6lk1haWwiiCljXVCI6Mn0%3D%7C3000%7C%7C%7C&sdata=VS7vDO0b2C4PFVjA9iFUF9LN5dsiGyUL6DggMxVE%3D&reserved=0>
Le ricordo che l'utente per accedere ad Esse3 dopo l'attivazione è tom.sawyer e la password è quella che ha scelto in fase di registrazione.
Se non ricorda la password, può recuperarla utilizzando la voce di menu "Recupero username e/o password" presente nella home page di Esse3.

Questa e-mail è stata generata automaticamente. Si prega di non rispondere a questo messaggio.

Dear SAWYER,
To confirm your registration, click on the following link:
<https://eur01.safelinks.protection.outlook.com/?url=https%3A%2F%2Funiud.esse3.pp.cineca.it%2FConfermaReg.do%3Ftoken%3D82FF7C74FB5F6E7BDEA9EE9C48756D74&data=05%7C01%7Cesse3.preprod%40uniud.it%7Cd37fe10ffab9408f205d08db7ec94b57%7C6e6ade15296c4224ac581c8ec2fd53a8%7C0%7C0%7C638243175239239569%7CUnknown%7C7CWFpbGZsb3d8eyJWjoiMC4wLjAwMDAilCIQioiV2luMzliLjB1B1I6lk1haWwiiCljXVCI6Mn0%3D%7C3000%7C%7C%7C&sdata=VS7vDO0b2C4PFVjA9iFUF9LN5dsiGyUL6DggMxVE%3D&reserved=0>
After you register, to login to Esse3 you will use username tom.sawyer and the password you created in the registration process.
If you have forgotten your password, you can retrieve it by clicking on "Retrieve username and/or password" on the Esse3 homepage.

This is an automatically generated email, please do not reply.

The system opens a page with the confirmation of the link activation

You can log in using the activation page or from the ESSE3 homepage

Login page



UNIVERSITÀ
DEGLI STUDI
DI UDINE
hic sunt futura

Esse3 - Servizi online per la didattica

Per accedere a questo servizio devi autenticarti

Sistema Esse3 - PREPROD

[ATENE0](#) [SPID](#)

Username
tom.sawyer

Password
.....

[Recupero username e/o password](#)

Accedi

Privacy Policy

After the Login, the system requires a confirmation of the treatment of personal data

Home Uniud.it HelpDesk di Esse3

Privacy policy

In the following pages you can proceed with the privacy consents

[Privacy policy](#)

View the document and then click Yes



Home Uniud.it HelpDesk di Esse3

Privacy Policy

Regulation (EU) 679/2016

I declare that I have received and read the information on the processing of personal data pursuant to the Art. 13 of the Regulation (EU) 2016/679


Yes No

More details on the Information pursuant the art. 13 of the The General Data Protection Regulation - Regulation (EU) 679/2016 are available on the University web site accessible from the link "Privacy" at the bottom of the homepage or directly from the link <https://www.uniud.it/privacy> [menu CONSENT MANAGEMENT]

[The statement pursuant the art. 13 of the Regulation \(EU\) 679/2016 \(GDPR\).](#)


Back

Click next to view the user's homepage



**UNIVERSITÀ
DEGLI STUDI
DI UDINE**
hic sunt futura

Esse3
Servizi online per la didattica




Home Uniud.it HelpDesk di Esse3

Registered Users Area – Welcome TOM SAWYER

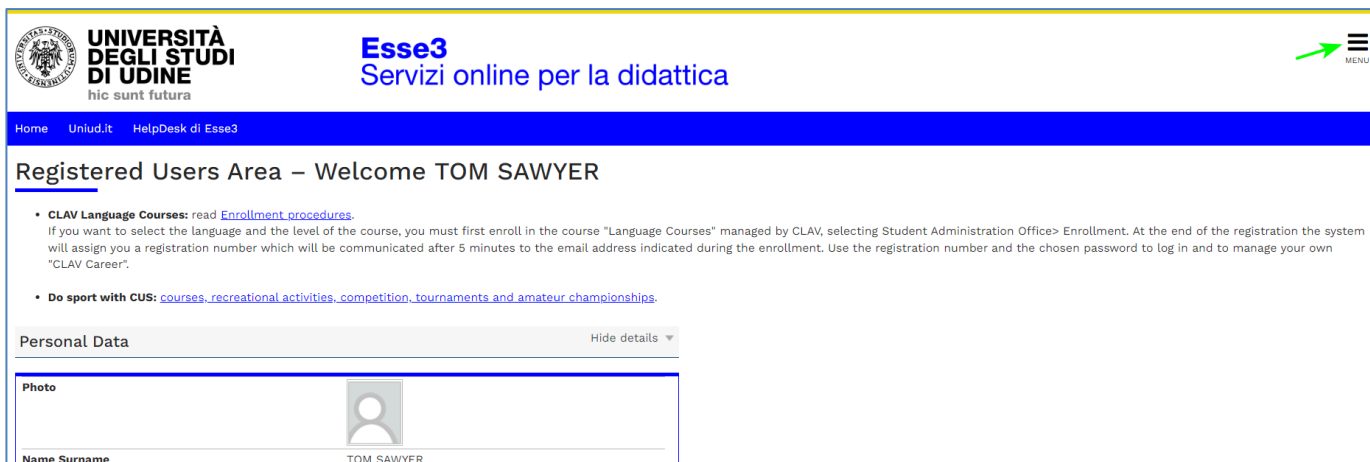
- CLAV Language Courses:** read [Enrollment procedures](#).
If you want to select the language and the level of the course, you must first enroll in the course "Language Courses" managed by CLAV, selecting Student Administration Office> Enrollment. At the end of the registration the system will assign you a registration number which will be communicated after 5 minutes to the email address indicated during the enrollment. Use the registration number and the chosen password to log in and to manage your own "CLAV Career".
- Do sport with CUS:** [courses_recreational activities_competition_tournaments_and_amateur_championships](#).

Personal Data Hide details ▾

Photo	
Name Surname	TOM SAWYER
Residence	Mark Twain Street, 1 St. Petersburg tel:
	Edit
Domicile	Vicolo Florio, 1 33100 Udine tel:
	Edit
Email	tom.sawyer@gmail.com
	Edit
Mobile	+1 1234567890
	Edit

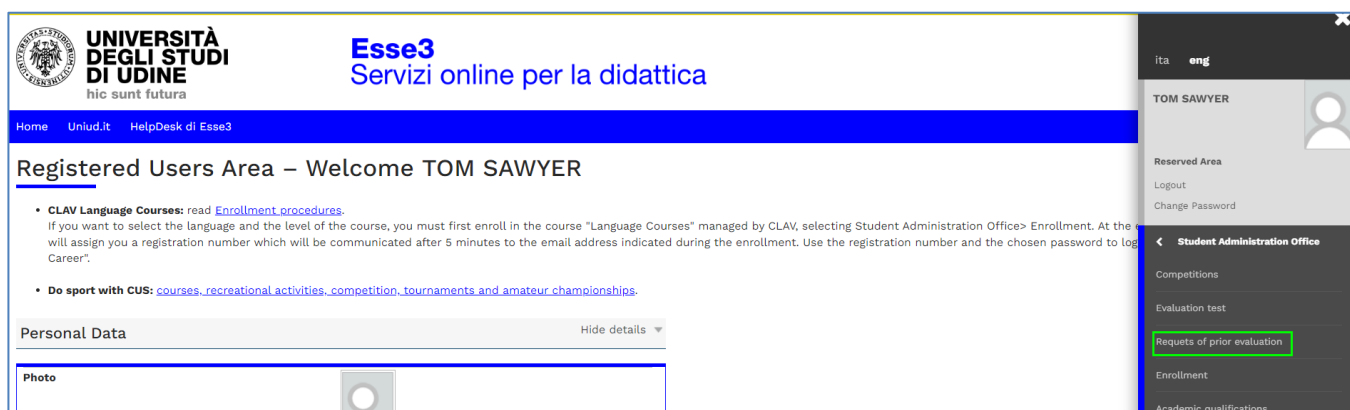
Presentation of the Application for evaluation

1. Log in in Esse3 and select the menu



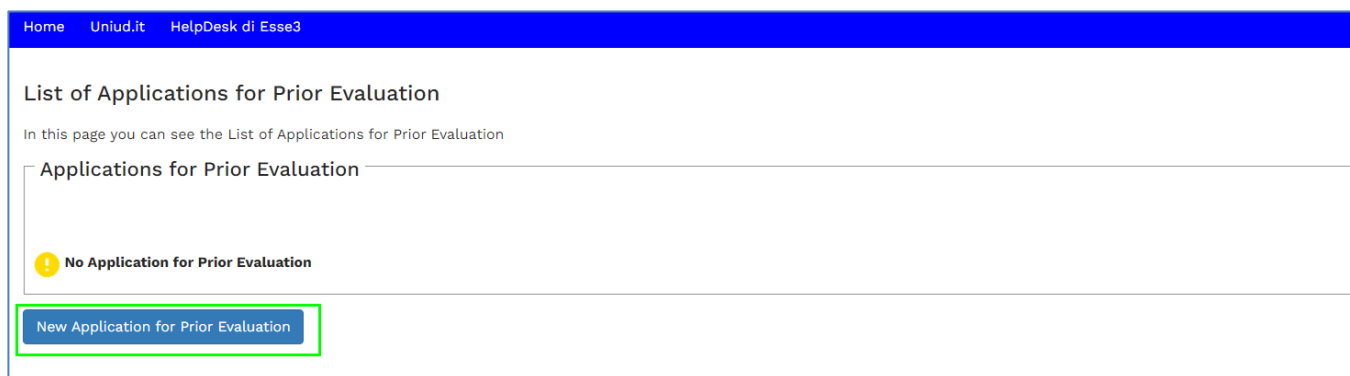
The screenshot shows the top navigation bar with the University of Udine logo and the 'Esse3 Servizi online per la didattica' title. Below the navigation bar, the user is logged in as 'TOM SAWYER'. The main content area displays 'Registered Users Area – Welcome TOM SAWYER' and includes links for 'CLAV Language Courses' and 'Do sport with CUS'. A 'Personal Data' section is visible, showing a photo placeholder and the name 'TOM SAWYER'.

Then Student Administration Office > Requests of prior Evaluation



This screenshot shows the same user profile page as above, but with a dark sidebar on the right side. The sidebar contains a user profile for 'TOM SAWYER' and a list of navigation items: 'Reserved Area', 'Logout', 'Change Password', 'Student Administration Office', 'Competitions', 'Evaluation test', 'Requests of prior evaluation' (highlighted with a green box), 'Enrollment', and 'Academic qualifications'.

2. Here you can see the List of Applications for Prior Evaluation. Select **New Application from Prior Evaluation** to insert a new Application



The screenshot displays the 'List of Applications for Prior Evaluation' page. It features a header with the title and a sub-header stating 'In this page you can see the List of Applications for Prior Evaluation'. Below this, there is a section titled 'Applications for Prior Evaluation' which contains a message: 'No Application for Prior Evaluation'. At the bottom of the page, there is a button labeled 'New Application for Prior Evaluation' highlighted with a green box.

3. Summary page of the beginning process

Applications for Prior Evaluation

Through the following pages, you can manage the Applications for Prior Evaluation.

Activity	Section	Info	Status
A - Submission of Application for Prior Evaluation			
	Type of application for enrolment		
	List of degree courses' types		
	List of degree courses		
	List of study courses		
	Summary of the academic choice		
B - Admission qualifications			
	Details of admission qualifications		
C - Required questionnaire after the confirmation of the registration			
	Select the questionnaire		
D - In this page you can upload the documents			
	List of attachments		
E - Confirmation of the Application for Prior Evaluation			
	Confirmation of the Application for Prior Evaluation		

Applications for Prior Evaluation

- Choice of the Application type. Select “Application for a Master’s degree” and then **Next**

Application for Prior Evaluation: Choose the Application type

In this page you can choose the type of Application the Prior Evaluation.

Choose the type of Application for Prior Evaluation

Application for a Master’s degree

Application for a Bachelor’s degree

Application for a Doctoral degree

Application for a Second Cycle Degree Course

- Choice of the degree course type. Select “SECOND CYCLE DEGREE COURSE” and then **Next**

Application for Prior Evaluation: Choose the type of degree course

In this page you can choose the type of degree course.

Choose the type of degree course

First Cycle Degree Course

Post-reform* SECOND CYCLE DEGREE COURSE

Doctoral Degree Course

- Choice of the degree course. Select the Degree Course for which you want to submit the Application for Evaluation and then Next.

Application for Prior Evaluation: Choose the degree course

In this page, you can choose the degree course for the Application for Prior Evaluation.

Choose the degree course

Department	Degree Course
Department of ECONOMIC AND STATISTICS	<input type="radio"/> ECONOMICS
	<input type="radio"/> INTERNATIONAL MARKETING, MANAGEMENT AND ORGANIZATION
Department of MATHEMATICS, COMPUTER SCIENCE AND PHYSICS	<input type="radio"/> ARTIFICIAL INTELLIGENCE & CYBERSECURITY
	<input type="radio"/> MANAGEMENT ENGINEERING
Polytechnic Department of ENGINEERING AND ARCHITECTURE	<input type="radio"/> MANAGEMENT ENGINEERING

Back Next

The “INTERNATIONAL MARKETING, MANAGEMENT AND ORGANIZATION” degree course, the “ARTIFICIAL INTELLIGENCE & CYBERSECURITY” degree course and the “INDUSTRIAL ENGINEERING FOR SUSTAINABLE MANUFACTURING” degree course do not provide Curricula, so their choice leads immediately to step 8.

7. Choice of the study type.
8. For the Degree Course in “ECONOMICS” you can choose one of the following curricula:
 - ECONOMICS
 - SUSTAINABLE DEVELOPMENT

Application for Prior Evaluation: Choose the study type

Please choose the study type you apply for.

If in the previous step you have chosen the ECONOMICS degree course, you can choose both the ECONOMICS study type and the SUSTAINABLE DEVELOPMENT study type.
If in the previous step you have chosen the MANAGEMENT ENGINEERING degree course, you must necessarily choose the MANAGEMENT ENGINEERING study type.

Degree Course

Degree Course: ECONOMICS

Choose the study type

Study type: ECONOMICS
 SUSTAINABLE DEVELOPMENT

Back Next

Choose the Curricula and click **Next**

For the “MANAGEMENT ENGINEERING” degree course there are two curricula but you must choose “MANAGEMENT ENGINEERING” and click Next



Application for Prior Evaluation: Choose the study type

Please choose the study type you apply for.

If in the previous step you have chosen the ECONOMICS degree course, you can choose both the ECONOMICS study type and the SUSTAINABLE DEVELOPMENT study type.
If in the previous step you have chosen the MANAGEMENT ENGINEERING degree course, you must necessarily choose the MANAGEMENT ENGINEERING study type.

Degree Course

Degree Course: MANAGEMENT ENGINEERING

Choose the study type

Study type: INGEGNERIA GESTIONALE

MANAGEMENT ENGINEERING

Back

Next

9. Choice's confirmation page. Select **Confirm** to confirm, Back to go back and modify for example the chosen course.

Confirmation of the Application for the Prior Evaluation

In this page, you can see all your choices. If they are correct, you can proceed with the confirmation, if not, click "Back" in order to make changes.

Application for the Prior Evaluation

Application Type	Application for a Master's degree
Type of admission	
Department	Department of ECONOMIC AND STATISTICS
Qualification	LAUREA MAGISTRALE
Type of degree course	SECOND CYCLE DEGREE COURSE
Academic Year	2023/2024
Degree Course	INTERNATIONAL MARKETING, MANAGEMENT AND ORGANIZATION
Study type	PERCORSO COMUNE
Teaching type	
Status	Draft

Back

Confirm

10. Acquired qualifications. You have to specify the High school qualification and foreign university degree.

Details of academic qualification

In order to continue it is necessary to insert the academic qualification required for the admission to the selection process. The various options indicate qualifications that are alternative to one another. The following pages request the data about the qualification obtained in the previous years.

WARNING: IF THE QUALIFICATION WAS ALREADY INSERTED AS NOT YET BEEN ACHIEVED, IT IS NECESSARY TO INTEGRATE THE DATA PREVIOUSLY INSERTED CHANGING THE INFORMATION ABOUT THE QUALIFICATION IN THE SECTION "Qualifications that do not validate the combination." YOU MUST NOT ABSOLUTELY MAKE A NEW DATA ENTRY

Qualifications required

⚠ To continue, it is necessary to complete the integration of all the required educational qualifications.

Block status	Qualification	Notes	Qualification Status	Actions
<input checked="" type="checkbox"/>	High School Degree		●	Insert

Alternative qualifications

⚠ In order to continue it is necessary to insert the data of at least one block option. The options display qualifications that are alternatives to one another:

Option 1:

Block status	Qualification	Notes	Qualification Status	Actions
<input checked="" type="checkbox"/>	FIRST CYCLE DEGREE		●	Insert

Option 2:

Block status	Qualification	Notes	Qualification Status	Actions
<input checked="" type="checkbox"/>	FOREIGN QUALIFICATION		●	Insert

Option 3:

Block status	Qualification	Notes	Qualification Status	Actions
<input checked="" type="checkbox"/>	LAUREA		●	Insert

[Back](#) [Next](#)

a. Select **Insert** to insert the High school qualification.

Qualifications required

⚠ To continue, it is necessary to complete the integration of all the required educational qualifications.

Block status	Qualification	Notes	Qualification Status	Actions
<input checked="" type="checkbox"/>	High School Degree		●	Insert

Alternative qualifications

Please indicate if the qualification is foreign and the institution achievement is foreign.

Detail of required qualifications

In order to proceed it is necessary specify the Country where the Degree was obtained.

Degree Country

High School Degree: Italian Foreign

Obtained at: Italian Institute Foreign Institute (not italian)

[Back](#) [Next](#)

Fill in at least the mandatory data (*)

Foreign High School Degree data

Enter now the type of Foreign High School Degree, graduation year and final mark

— Degree data —

Type of Foreign Degree	General Certificate of High School Education
Degree (free text)	
Institute	
Graduation year**	2018
Alphanumerical Mark*	A
Country	United States
Order Country*	United States

Back **Next**

b. Indicate the foreign university degree

Block status	Qualification	Notes	Qualification Status	Actions
<input checked="" type="checkbox"/>	FOREIGN QUALIFICATION		e	Insert

You must enter at least the mandatory data. Enter the grade obtained and its basis or any judgment in the "Final score" field

Foreign Academic qualification

This form allows you to enter or modify the information about a foreign Academic qualification not obtained in Italy

— Foreign Academic qualification data —

Country	United States
University	Georgia State University
University (free description)	To be used if you do not find the University in the list.
Qualification*	Bachelor Degree (First Degree)
Course of study	
Years	
Graduation date*	30/05/2023 (gg/MM/yyyy)
Final score expressed out of 110	(E.G.: 98/110)
Final score (GPA) (E.G.: Score / Max Score)*	8.58/10.00

Back **Forward**

After the registration of the study qualifications, you can continue.

Details of academic qualification

In order to continue it is necessary to insert the academic qualification required for the admission to the selection process. The various options indicate qualifications that are alternative to one another. The following pages request the data about the qualification obtained in the previous years.

WARNING: IF THE QUALIFICATION WAS ALREADY INSERTED AS NOT YET BEEN ACHIEVED, IT IS NECESSARY TO INTEGRATE THE DATA PREVIOUSLY INSERTED CHANGING THE INFORMATION ABOUT THE QUALIFICATION IN THE SECTION "Qualifications that do not validate the combination." YOU MUST NOT ABSOLUTELY MAKE A NEW DATA ENTRY

Qualifications required

Block status	Qualification	Notes	Qualification Status	Actions
✓	High School Degree		●	  

Alternative qualifications

⚠ In order to continue it is necessary to insert the data of at least one block option. The options display qualifications that are alternatives to one another:

Option 1:

Block status	Qualification	Notes	Qualification Status	Actions
✓	FIRST CYCLE DEGREE		●	Insert

Option 2:

Block status	Qualification	Notes	Qualification Status	Actions
✓	FOREIGN QUALIFICATION		●	  

Option 3:

Block status	Qualification	Notes	Qualification Status	Actions
✓	LAUREA		●	Insert

Back [Next](#)

11. Complete the compulsory assessment

Questionnaires' list

In this page you can see the questionnaires' list.

 << ... 1 C 1 D 1 ... >>

Questionnaire	Status	Actions
Questionario DOM_VAL_LM *	●	Fill out

Back [Next](#)


Start the compilation

» Questionnaires' list

Questionnaires' summary

Questionnaire's compilation "Prior evaluation questionnaire"

The Questionnaire "Prior evaluation questionnaire" is compilable for a maximum of one time

 There are no other compilations.

[New compilation](#)

Caption

● = Confirmed ● = Not Confirmed ● = Not accessible

[Next](#)

Fill in the questionnaire (questions with * are mandatory)

Questionnaire

Fill in the survey "Prior evaluation questionnaire"

Questions with (*) are mandatory

Declare your level of English proficiency CEFR*

A1
 A2
 B1
 B2
 C1
 C2

I have English language proficiency certification*

Yes
 No

Motivation letter

Motivation letter

ATTENTION: On the next page please **Confirm** and then **Print** in pdf file the summary of the completed questionnaire by selecting the relevant buttons.

On the upload page of the attachments required for the application evaluation, you will also need to upload the PDF file of the summary of this questionnaire

Once you have completed the questionnaire, select **Next** to view the summary of the provided answers.

If you need to make changes select "Modify page 1" and correct. Once the questionnaire has been confirmed, no changes can be made.

Questionario

Summary of Prior evaluation questionnaire

The Survey is NOT CONFIRMED.

All the questions of the Survey are completed.

PAGE 1

Declare your level of English proficiency CEFR	B1
I have English language proficiency certification	Yes

Once you have checked what has been compiled, select **Confirm**.

Once confirmed, **first** print the questionnaire in PDF by selecting **Print** and then exit (**Exit**)

Summary of Prior evaluation questionnaire

The Survey is CONFIRMED.

Exit Print

PAGE 1

2 1

Declare your level of English proficiency CEFR

B1

I have English language proficiency certification

Yes

Exit Print

Once the questionnaire has been confirmed and printed you can proceed

Questionnaires' list

In this page you can see the questionnaires' list.

<< ... 1 C 1 D 1 ... >>

Questionnaire	Status	Actions
Questionario DOM_VAL_LM *	●	

Back Next

12. Attachment upload page.

Mandatory attachments (red light) and non-mandatory attachments (yellow light) must be inserted if required for the chosen course

Attachments

In this page, you can upload the attachments.

Application for Evaluation

Initial teaching

Application type:	Application for a Master's degree
Academic year:	2023/2024
Department:	Department of ECONOMIC AND STATISTICS
Degree course:	INTERNATIONAL MARKETING, MANAGEMENT AND ORGANIZATION
Study type:	PERCORSO COMUNE
Application date:	08/07/2023
Status:	Draft

List of attachments

Type of Annex	Max file size	N. max of Annexes	Status	N. Annexes	Title	Description	Actions
Application form	5 MB	1	●	0			Upload the attachment
Statement of Comparability or Declaration of Value	5 MB	1	●	0			Upload the attachment
Transcript of records of the Bachelor Degree	5 MB	1	●	0			Upload the attachment

Type of Annex	Max file size	N. max of Annexes	Status	N. Annexes	Title	Description	Actions
Syllabus of the Bachelor Degree	5 MB	1	●	0			Upload the attachment
Copy of a valid ID Document	5 MB	1	●	0			Upload the attachment
Specific documentation of the course	150 MB	2	●	0			Upload the attachment
Questionnaire summary	5 MB	1	●	0			Upload the attachment

[Back](#) [Next](#)

Select "Upload the attachment" to upload an attachment and select the desired file

Details

Title:* Statement of Comparability or Declaration of Value

Description:* Statement of Comparability or Declaration of Value

Annex:* Nessun file selezionato
(Supported extensions are: *.pdf, *.pdf/A)

Click Next

Details

Title:* Statement of Comparability or Declaration of Value

Description:* Statement of Comparability or Declaration of Value

Annex:* File1.pdf
(Supported extensions are: *.pdf, *.pdf/A)

Repeat for all required attachments and then select Next

Type of Annex	Max file size	N. max of Annexes	Status	N. Annexes	Title	Description	Actions
Copy of a valid ID Document	5 MB	1	●	1	ID Document	ID Document	<input type="button" value="Upload the attachment"/>
Specific documentation of the course	150 MB	2	●	0			<input type="button" value="Upload the attachment"/>
Questionnaire summary	5 MB	1	●	1	Questionnaire summary	Questionnaire summary	<input type="button" value="Upload the attachment"/>

Select **Next** to confirm and complete the application submission

Confirmation of the Application for Prior Evaluation

Click "Next" to submit the Application for Prior Evaluation

Back



Next

Summary of the submitted application

List of Applications for Prior Evaluation


In this page you can see the List of Applications for Prior Evaluation

Applications for Prior Evaluation


Academic Year	Application type	Degree course	Status	Actions
2023/2024	Application for a Master's degree	INTERNATIONAL MARKETING, MANAGEMENT AND ORGANIZATION	Under evaluation	 


[New Application for Prior Evaluation](#)

The system will send an automatic communication to confirm the presentation to the registered email address.



Università degli studi di Udine <esse3.preprod@uniud.it>
Presentazione della domanda di valutazione per l'accesso ai corsi di laurea magistrale

A  esse3.preprod

Cc  esse3.preprod

Gentile SAWYER,
ha presentato domanda di valutazione per l'accesso al corso di laurea magistrale INTERNATIONAL MARKETING, MANAGEMENT AND ORGANIZATION [808].

L'esito della domanda verrà comunicato tramite email

Comunicazione di servizio

Dear SAWYER,
this is the confirmation of the presentation of the Application for the Master degree in INTERNATIONAL MARKETING, MANAGEMENT AND ORGANIZATION [808].
You will receive an e-mail with the result of the Application.

This message is generated automatically.